



HIGHWAY INFRASTRUCTURE LIMITED

CIN : L45203MP2006PLC018398

GSTIN : 23AABCH6631A1Z9

REG. OFFICE ADDRESS: 57-FA, SCHEME NO. 94, PIPLIYAHANA JUNCTION, RING ROAD, INDORE,
(M.P.) – 452016, INDIA

Tel: +91-731-2590013, 4047177

E-Mail:hiplindore@gmail.com, Visit us at : www.highwayinfrastructure.in

01 June 2026

To, The Secretary, Corporate Relationship Department, BSE Limited P. J. Towers, Dalal Street Mumbai- MH 400001.	To, The Secretary, Listing Department, National Stock Exchange of India Ltd. Exchange Plaza, BKC, Bandra (E) Mumbai - MH 400051.
--	---

Scrip Symbol: HILINFRA | Scrip Code: 544477 | ISIN: INE00RL01028

Subject: Investor Presentation – Post Results / Earnings Conference Call for Q4 & FY 2025-26

In reference to our intimation dated 28th May 2026, we would like to submit the Investor Presentation with respect to Post results/Earnings Conference call for Q4 & FY 2025-26.

The above information can be accessed on the website of the Company at www.highwayinfrastructure.in.

This is for your information and records.

Thank You,

For Highway Infrastructure Limited

Palak Rathore
Company Secretary & Compliance Officer
Membership No.: A-73755

Encl: As above.




HIGHWAY INFRASTRUCTURE LIMITED

Investor Presentation

Q4 & FY26 | June 2026



Disclaimer



This presentation has been prepared by Highway Infrastructure Limited solely to provide information about the Company. No representation or warranty, express or implied is made as to, and no reliance should be placed on, the fairness, accuracy, completeness or correctness of such information or opinions contained herein. None of the Company nor any of its respective affiliates, advisers or representatives, shall have any liability whatsoever (in negligence or otherwise) for any loss howsoever arising from any use of this presentation or its contents or otherwise arising in connection with this presentation. The information contained in this presentation is only current as of its date. The Company may alter, modify or otherwise change in any manner the content of this presentation, without obligation to notify any person of such revision or changes.

Certain statements made in this presentation may not be based on historical information or facts and may be "forward-looking statements", including those relating to the Company's general business plans and strategy, its future financial condition and growth prospects, and future developments in its industry and its competitive and regulatory environment. Actual results may differ materially from these forward-looking statements due to number of factors, including future changes or developments in the Company's business, its competitive environment, information technology and political, economic, legal and social conditions in India. Please note that this presentation is based on the publicly available information including but not limited to Company's website and Annual Reports. This communication is for general information purposes only, without regard to specific objectives, financial situations and needs of any particular person. Please note that investments in securities are subject to risks including loss of principal amount. This presentation does not constitute an offer or invitation to purchase or subscribe for any shares in the company and neither any part of it shall form the basis of or be relied upon in connection with any contract or commitment whatsoever.



Table of Contents

→	Q4 & FY26 Highlights	01
→	HIL at a Glance	02
→	Our Key Growth Strategies	03
→	Promising Industry Opportunity for HIL	04
→	Annual Financial Highlights	05
→	Annexure	06



Total Income
Consolidated

25.6% YoY


FY26



EBITDA
Consolidated

28.4% YoY

FY26



PAT
Consolidated

42.0% YoY

FY26



**Highest ever
Order Book**

113% YoY


Rs. 1,133 Cr
As on Mar' 26



Debt-to-Equity

0.45x

As on Mar'26



**Return on
Equity**

18.4%

As on Mar'26

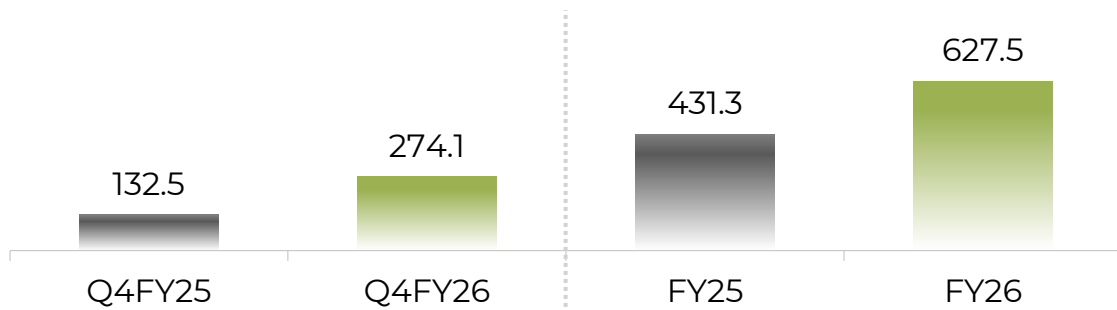
FY26 Highlights and Financial Performance



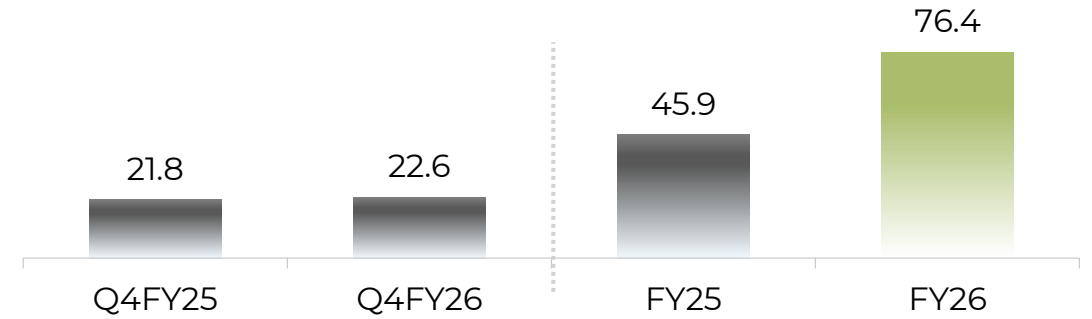
Q4 & FY26 Standalone Financial Performance



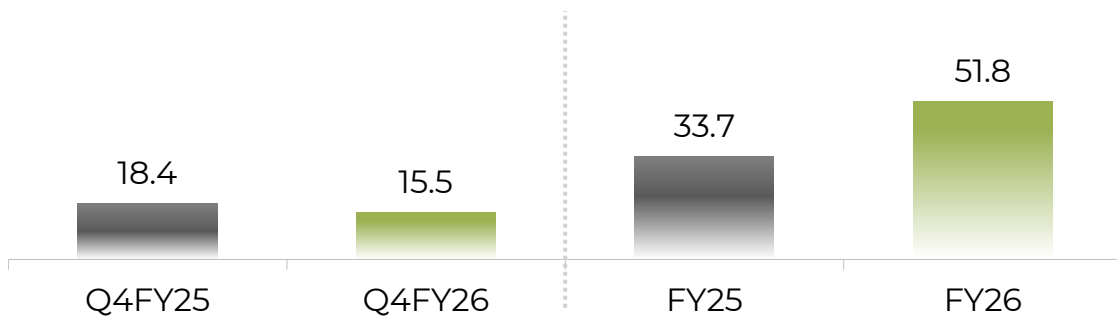
Total Income (Rs. Cr)



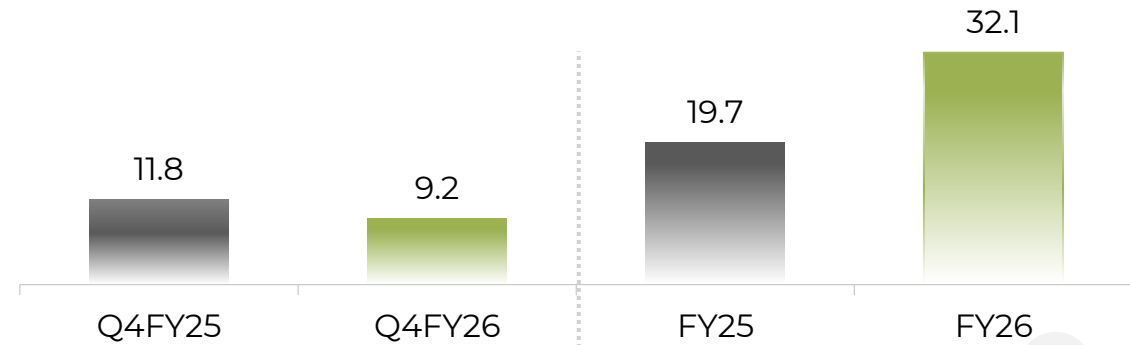
Gross Profit (Rs. Cr)



EBITDA (Rs. Cr)



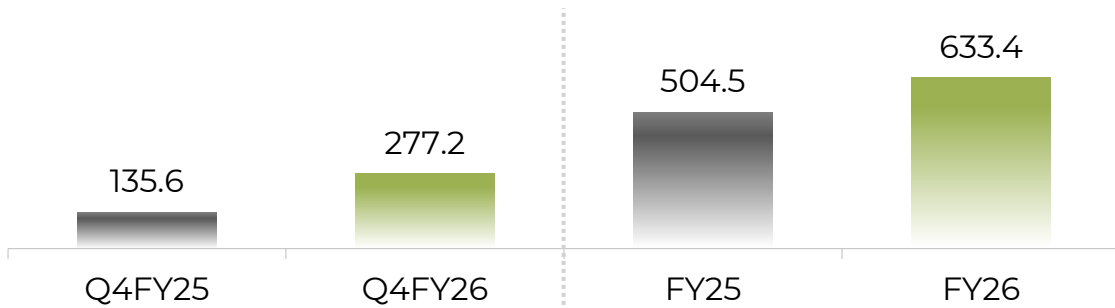
Profit After Tax (Rs. Cr)



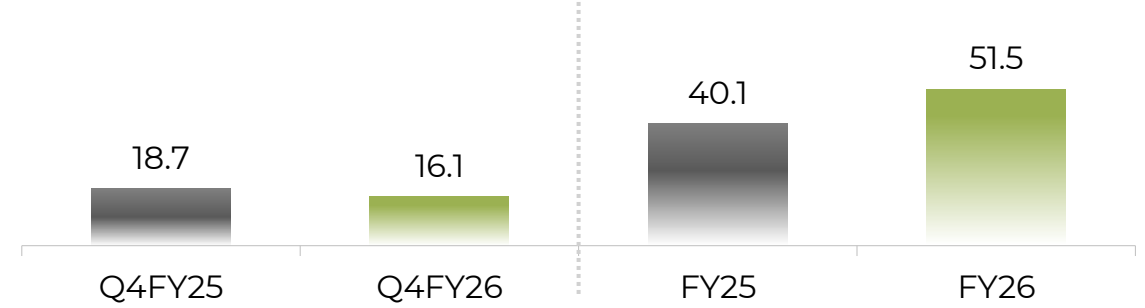
Q4 & FY26 Consolidated Financial Performance



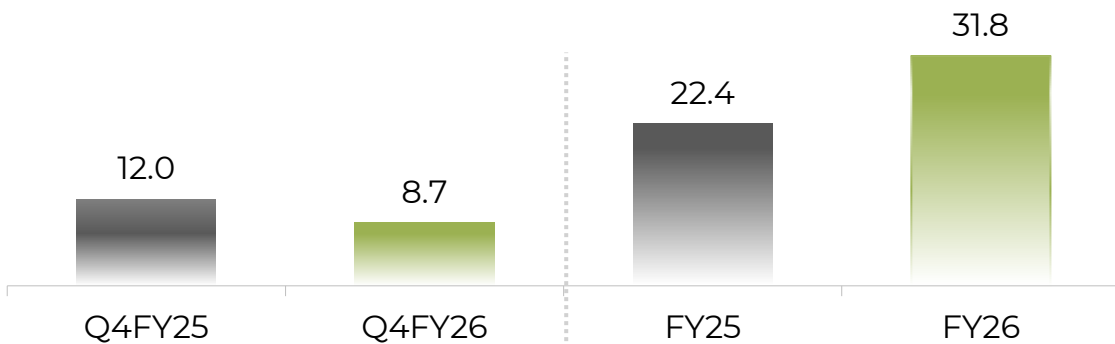
Total Income (Rs. Cr)



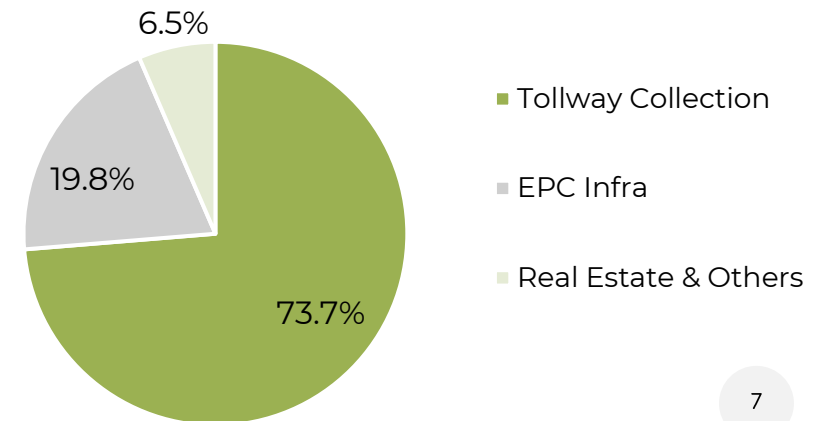
EBITDA (Rs. Cr)



Profit After Tax (Rs. Cr)



FY26 Segment wise Revenue (%)



Q4 & FY26 Standalone Income Statement



Particulars (Rs. Cr)	Q4 FY26	Q4 FY25	YoY%	FY26	FY25	YoY%
Revenue from Operations	270.9	128.7		600.4	418.4	
Other Income	3.2	3.8		7.3	12.9	
Gain on Conversion of Stock-in-Trade into Investment Property	0.0	0.0		19.8	0.0	
Total Income	274.1	132.5	106.9%	627.5	431.3	45.5%
COGS	251.5	110.7		551.2	385.4	
Gross Profit	22.6	21.8	3.8%	76.4	45.9	66.4%
Gross Margin %	8.2%	16.4%		12.2%	10.6%	
Employee Expenses	4.6	2.4		13.6	8.9	
Other Expenses	2.5	1.0		10.9	3.3	
EBITDA	15.5	18.4	(15.6%)	51.8	33.7	53.8%
EBITDA Margin %	5.7%	13.9%		8.3%	7.8%	
Depreciation	0.7	0.6		2.4	2.3	
EBIT	14.8	17.8	(16.9%)	49.4	31.4	57.2%
Finance Cost	1.8	1.9		6.3	6.8	
PBT	13.0	15.9	(18.4%)	43.1	24.7	74.7%
Tax Expense	3.8	4.1		11.0	5.0	
PAT	9.2	11.8	(22.1%)	32.1	19.7	63.3%
PAT Margin %	3.4%	8.9%		5.1%	4.6%	

TOTAL INCOME

Rs. 627.5 cr

During FY26 Total Income grew by 45.5% YoY

EBITDA

Rs. 51.8 cr

FY26 EBITDA grew by 53.8% YoY; Margin improved to 8.3%

PAT

Rs. 32.1 cr

PAT saw strong growth of 63.3% YoY during FY26

Q4 & FY26 Consolidated Income Statement



Particulars (Rs. Cr)	Q4 FY26	Q4 FY25	YoY%	FY26	FY25	YoY%
Revenue from Operations	274.6	132.1		608.0	495.7	
Other Income	2.6	3.5		5.6	8.8	
Gain on Conversion of Stock-in-Trade into Investment Property	0.0	0.0		19.8	0.0	
Total Income	277.2	135.6	104.4%	633.4	504.5	25.6%
COGS	253.7	112.4		556.5	449.0	
Gross Profit	23.5	23.2	1.3%	77.0	55.4	38.8%
Gross Margin %	8.5%	17.1%		12.2%	11.0%	
Employee Expenses	4.7	2.8		14.2	10.9	
Other Expenses	2.7	1.8		11.3	4.5	
EBITDA	16.1	18.7	(13.9%)	51.5	40.1	28.4%
EBITDA Margin %	5.8%	13.8%		8.1%	7.9%	
Depreciation	0.7	0.6		2.5	2.4	
EBIT	15.4	18.1	(15.0%)	49.0	37.7	29.9%
Finance Cost	3.0	2.1		6.3	7.4	
PBT	12.4	16.0	(22.6%)	42.6	30.3	40.9%
Tax Expense	3.7	4.0		10.8	7.9	
PAT	8.7	12.0	(27.5%)	31.8	22.4	42.0%
PAT Margin %	3.2%	8.8%		5.0%	4.4%	

TOTAL INCOME

Rs. 633.4 Cr

Total income in FY26 substantially grew by 25.6% YoY

EBITDA

Rs. 51.5 Cr

During FY26 EBITDA grew by 28.4% YoY; Margin at 8.1%

PAT

Rs. 31.8 Cr

In FY26 PAT saw robust growth of 42.0% YoY

Q4 & FY26 Consolidated Balance Sheet



ASSETS (Rs. Cr)	Mar'25	Mar'26
Non-Current Assets		
Property, Plant and Equipment	11.2	15.6
Capital work-in-progress	0.0	0.7
Right-of-Use Assets	0.3	0.2
Investment Property	13.2	67.5
Goodwill	0.0	0.0
Other Intangible assets	0.0	0.0
Financial Assets	0.0	0.0
i) Loans	11.3	11.6
ii) Other financial assets	4.4	4.1
Deferred tax assets (net)	0.1	0.3
Total Non-Current Assets	40.5	99.9
Current Assets		
Inventories	86.6	90.3
Financial Assets		
i) Trade receivables	39.8	64.7
ii) Cash and cash equivalents	9.3	6.2
iii) Bank balances other than cash & cash equivalents	5.6	8.1
iv) Other financial assets	31.6	90.0
Current Tax Assets (net)	2.5	0.1
Other current assets	15.7	17.9
Total Current Assets	191.1	277.3
TOTAL ASSETS	231.6	377.2

EQUITY AND LIABILITIES (Rs. Cr)	Mar'25	Mar'26
Equity Share capital	28.9	35.9
Other Equity	83.9	192.4
TOTAL EQUITY	112.8	228.2
Non-controlling Interest	4.9	0.3
TOTAL EQUITY	117.7	228.5
LIABILITIES		
Non-Current Liabilities		
Financial liabilities		
i) Borrowings	13.1	15.6
ii) Lease liabilities	0.1	0.1
iii) Other non-current liabilities	0.0	0.0
Long term provisions	0.4	0.4
Total Non-Current Liabilities	13.6	16.1
Current Liabilities		
Financial liabilities		
i) Borrowings	58.7	88.0
ii) Lease liabilities	0.2	0.1
iii) Trade payables		
-total outstanding dues of micro enterprises and small enterprises	6.4	5.4
-total outstanding dues of creditors other than micro enterprises	9.0	6.0
iv) Other financial liabilities	20.5	27.0
Other current liabilities	3.9	3.5
Provisions	1.6	2.6
Total Current Liabilities	100.3	132.6
TOTAL LIABILITIES	113.8	148.7
TOTAL EQUITY AND LIABILITIES (B+C)	231.6	377.2

Highway Infrastructure At a Glance



30+



Years of Execution Experience

11 States



Presence across 11 States & 1 Union Territory

105+
30+



105+ Completed Projects | 30+ Ongoing Projects

32%
CAGR



Growth in PAT (FY23-26)

5x



Growth in Order Book (Mar'23-Mar'26)

18.4%*



Return on Equity

*as on FY26

Key Business Verticals



EPC Infra



Tollway Collection



Real Estate

Diversified Business Segments across High Growth Verticals



EPC INFRA

72 Completed Projects

25 Under Construction Projects

Key Projects:

- PMAY Housing Rs. 147.1 Cr
- Industrial Parks Rs. 15.5 Cr
- Private Projects Rs. 27.4 Cr

Focus Areas: Highways, Bridges, IT Parks, Irrigation related construction, and many more



Tollway Collection

34 Completed Projects

07 Ongoing Projects

Effective Toll Management with minimum revenue leakage

Asset Light Business Model

Among the few operators to manage tollway collection using advanced technologies



Real Estate

Delivered **2,600+** Residential and Commercial Units

Real estate revenue grew from Rs. 8.0 Cr in FY25 to Rs. 41.6 Cr in FY26, **~5x growth**

Presence in both Residential and Commercial Segment

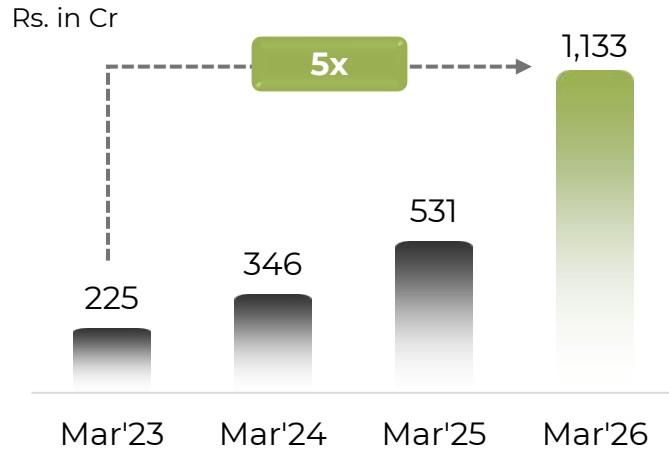
Commercial Real Estate segment generates **lease rental income from hospitality and commercial properties**

Delivered 2 residential projects in M.P. namely:

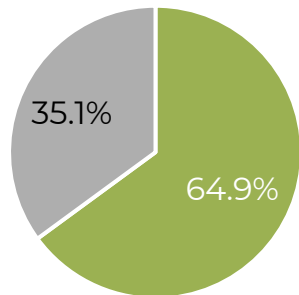
- Karuna Sagar – 822 flats
- New York City – Gated colony

Proven Execution Excellence

With Strong Growth in Order Book



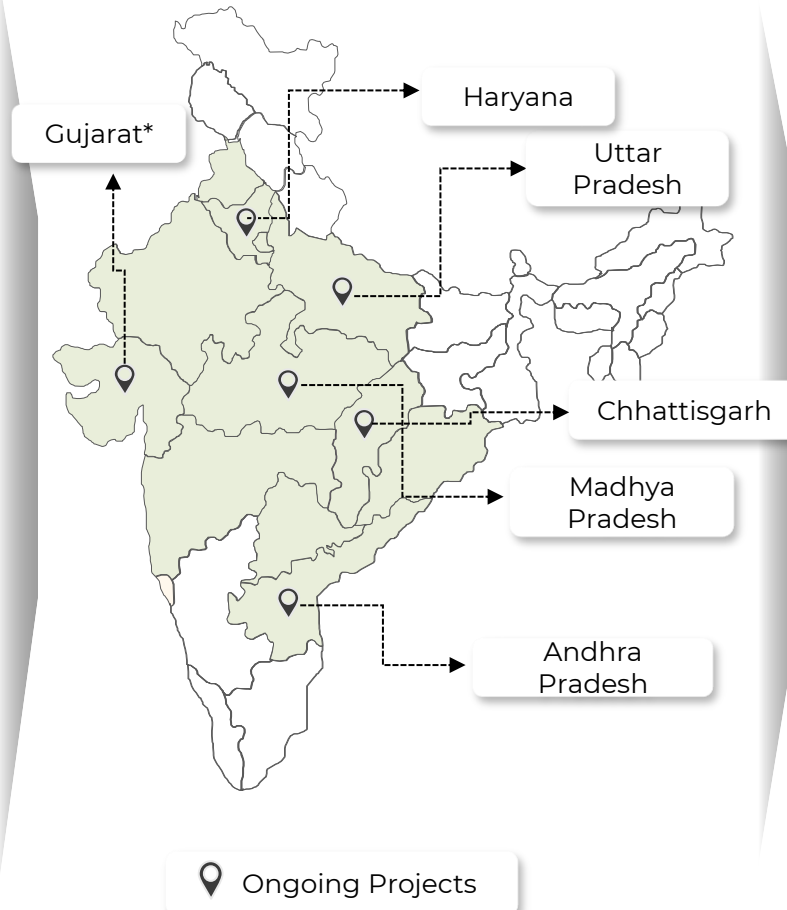
Diversified EPC Order Book with Focus on Government Clients



■ Public Sector ■ Private Sector

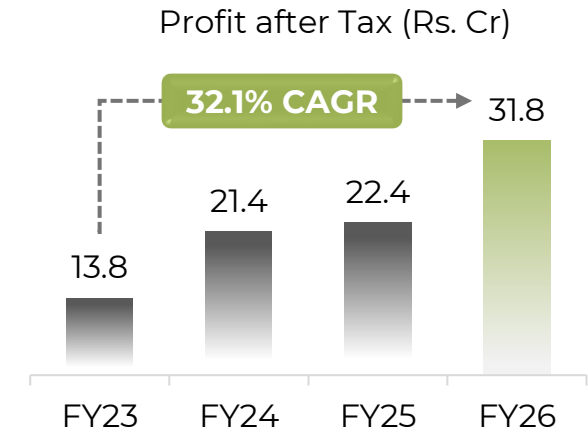
Project Execution Capability Across States

Presence across 11 States & 1 Union Territory



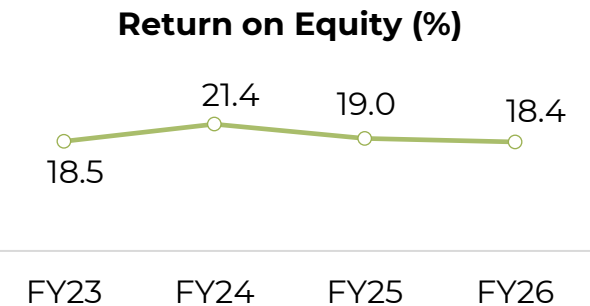
*Yet to receive LOA

Consistent Growth in Profitability



+

Leading to Healthy Returns



Governed By Experienced Board of Directors



Mr. Arun Kumar Jain
Managing Director

- More than **3 decades** of experience in Infrastructure Industry
- Currently serves as Secretary and Vice President of CREDAI, Indore
- Ex-Chairman of Builders Association of India, Indore



Mr. Anoop Agarwal
Whole Time Director & CFO

- More than **2 decades** of experience in Infrastructure, project selection and execution
- Instrumental in handling projects and coordinating with government bodies



Mr. Riddharth Jain
Director & CEO

- Holds a Master's in Design from the University of Pennsylvania
- Focuses on Company's strategies and advancements



Mr. Vinayak Parkhi
Independent Director

- Qualified Chartered Accountant
- Served as Senior Vice President and Regional Business Head at HDFC Ltd.



Mr. Ujjwal Kumar Ghosh
Independent Director

- Holds a Bachelor's Degree in Civil Engineering
- Worked as Superintendent Engineer at Pachim Kshetra Vidhyut Vitran Company



Mrs. Ritika Agarwal
Independent Director

- Non-Executive Independent Director at HIL
- Qualified Chartered Accountant
- Currently serves as a member of ICAI

Key Managerial Personnel



Mr. Saurabh Mittal
Joint CFO

- **18+ Years** of Experience in Accounting and Finance
- Qualified Chartered Accountant



Ms. Palak Rathore
CS & Compliance Officer

- Bachelor's Degree in Law and Qualified CS

Key Milestones

Over the past 4–5 years, we have successfully expanded into 11 additional states - significant milestone in our growth journey

1995

Founded as Partnership Firm

2012

Launched Karuna Sagar Residential Project

2020

Entered Toll Collection Business with NHA1

2022

Multiple Toll Contracts

2025

Listed on 12 August, 2025 (BSE & NSE)

Achieved Milestone of Rs. 1,000+ Cr Order Book

Largest Ever Single Tollway Collection Contract of Rs. 328.7 Cr for Kaza Fee Plaza

2007

First NHA1 Project – Amravati Bypass Road

2013

New York City Project Initiated

2021

First Toll Collection Contract – Daroda Fee Plaza

2024

PMAY Housing & Infra Development in Indore; Delhi–Meerut Expressway Project



**Our Key
Growth
Strategies**

Industry
Opportunities -
Promising for
HIL

Annual
Financial
Highlights

Annexure

Portfolio Highlights: Key Clients and Landmark Projects



Key Projects

Tollway Collection Projects

Sr. No.	Project Name	State	Contract Value (Rs. Cr)	Completion Date
1	Kaza Fee Plaza	Andhra Pradesh	328.8	Jan-27
2	Mokha Fee Plaza	Gujarat	193.3	Dec-22
3	Delhi-Meerut Expressway	Delhi / U.P.	174.1	Mar-24
4	Mohatara Fee Plaza	M.P.	77.8	Mar-24

EPC Infra Projects

Sr. No.	Project Name	Type	State	Value of work completed (Rs. Cr)	Completion Date
1	Housing under PMAY	Residential	M.P.	147.1	Mar-24
2	Kannod Satwas Punasa Road	Road Rehab	M.P.	69.5	Mar-20
3	Tarana Mangliya Vyaskhedhi Road	Highway	M.P.	65.0	May-18

Indore Municipal Corporation (IMC)

MPIDC

NHAI

AICTSL

MPBDC

Adroit

ISBI Developers

Kalyan Group

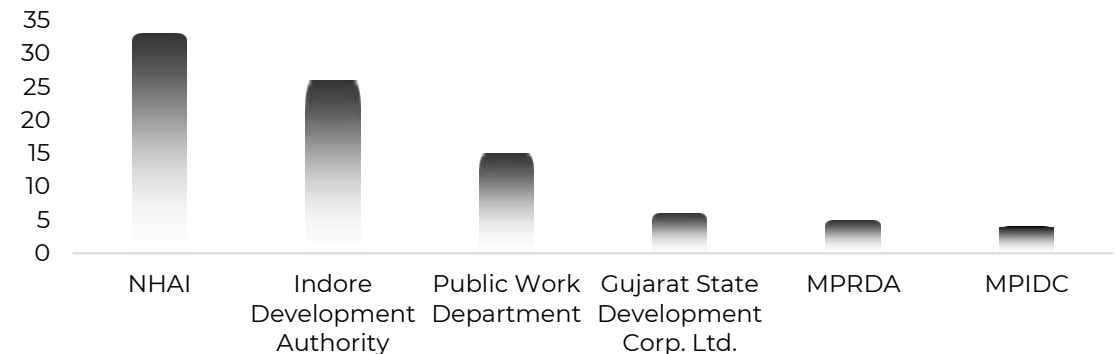
MPPRDA

Shubham Group

LIC

IDA

Top Departments (As per work orders)



Includes completed and ongoing work orders

Our Key Growth Strategies



Driving Growth Through Adjacent Infrastructure Verticals

- Focus on traffic-driven corridors to maximize toll collections
- Bid selectively for larger EPC projects, either independently or through joint ventures
- Renewable energy projects to be one of the key focus in EPC Infra segment



Strong Order Book Fuelling Revenue Growth

- Order book grew by 113% YoY from Mar'25 to Mar'26, providing revenue visibility
- Strategic positioning towards development of EPC projects



Selectively Expand our Geographical Footprint

- Expanding presence in high-growth states like **Gujarat, Rajasthan and wider North-East regions** to diversify the project base
- Strategically expand into new regions to diversify project portfolio and reduce concentration risk and delve into new models of infra development



Disciplined Balance Sheet

- Improving the debt-to-equity ratio creates headroom for future growth
- Improving return ratios through efficient capital deployment

1. Driving Growth Through Adjacent Infrastructure Verticals

Commercial Leasing and Real Estate Monetization

- Lease rentals from company-owned land developed for commercial activities
- Earning from rental properties such as hotels, restaurants, etc.
- Explore partnerships for new ventures (hospitality, commercial centers)

Ancillary services alongside Toll Projects


- Food courts, Retail shops
- Fuel stations, Vehicle repair
- Parking, Toilets with shower facility
- Driver dormitory
- Childcare rooms
- Village haat for local handicrafts
- Warehousing

Diversification into Other Road and Mobility Projects

- Ropeways (cable-based transport for passengers and goods)
- Evaluating opportunities in HAM projects

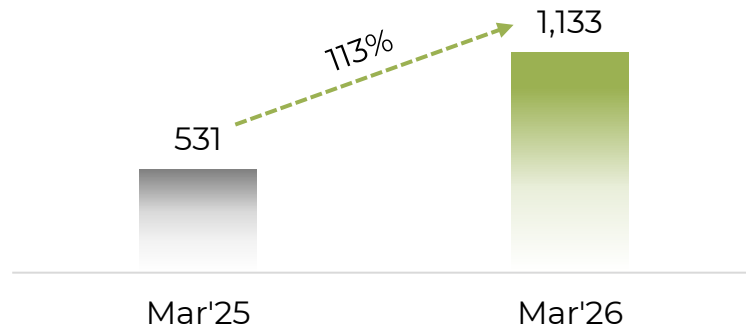
Exploring Opportunities in Renewable Segment

- Electric Vehicle Charging Facilities
- EPC Infra Renewable energy projects, solar, etc.



2. Strong Order Book Fuelling Revenue Growth (1/3)

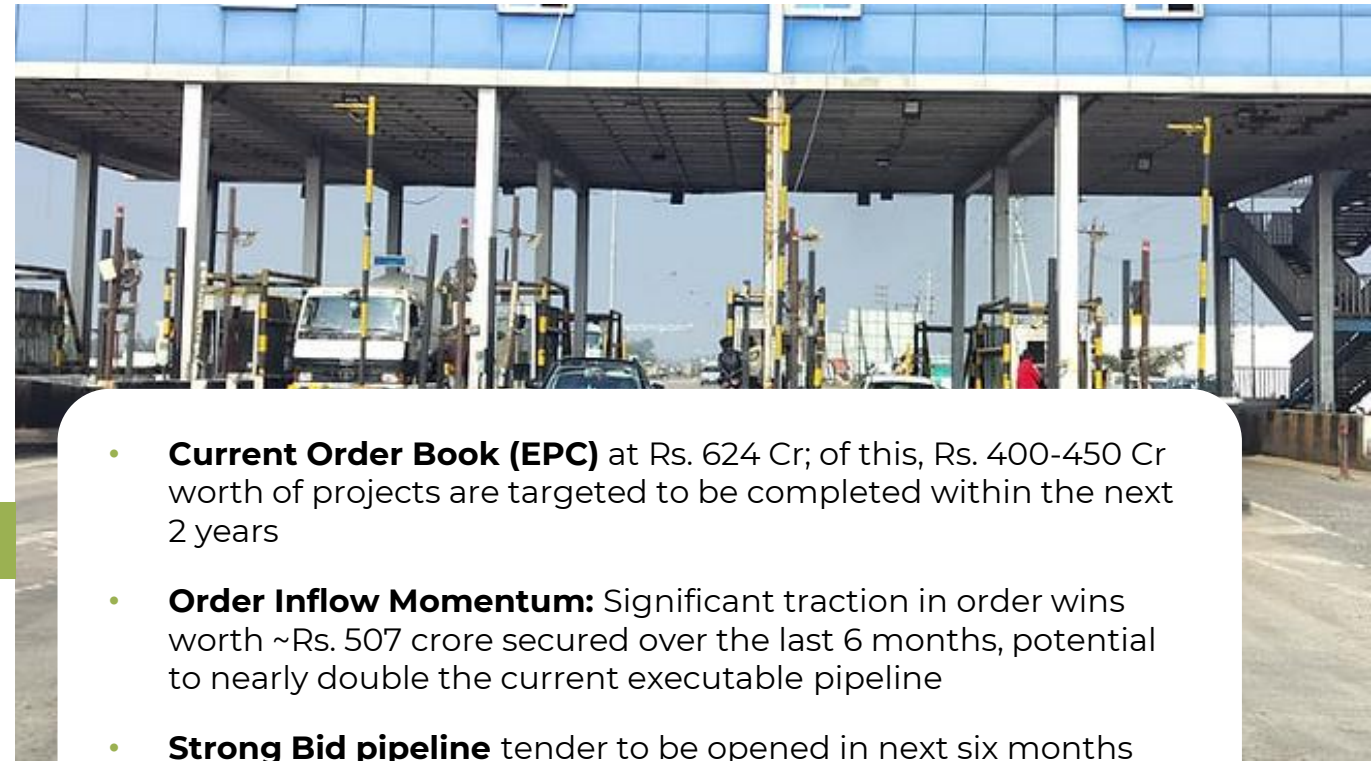
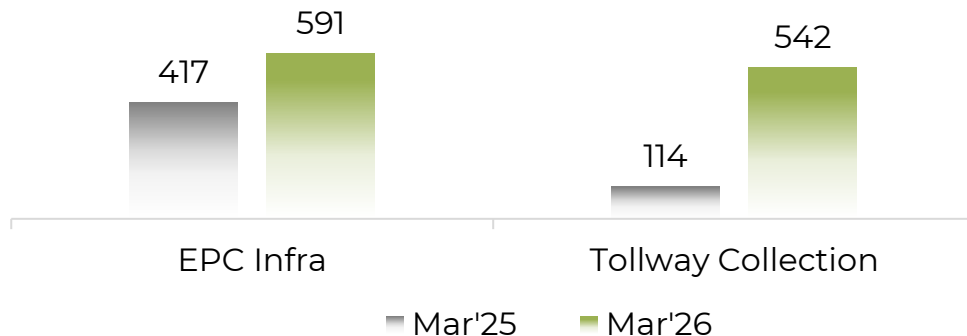
Strong Order Book (Rs. Cr)



Surpassed FY26 Order Book Target of Rs. 1,000 Cr

Diversified Order Book (Rs. Cr)

Growth in Order Book across Segments



- **Current Order Book (EPC)** at Rs. 624 Cr; of this, Rs. 400-450 Cr worth of projects are targeted to be completed within the next 2 years
- **Order Inflow Momentum:** Significant traction in order wins worth ~Rs. 507 crore secured over the last 6 months, potential to nearly double the current executable pipeline
- **Strong Bid pipeline** tender to be opened in next six months
- Order Book is dominated by **government projects**, ensuring better execution certainty and payment security
- Plan to maintain a **balance mix** of EPC and Tollway projects to diversify cash flows, supporting sustained revenue growth

2. Strong Order Book Fuelling Revenue Growth (2/3)

Tollway Collection Projects

On-Going Orders (Rs. Cr)

Sr. No.	Client	Project Name	State	Date of Work Order	Completion Date	Contract Value (Rs. Cr)	Total Period of contract in days	Days remaining	Balance Amount payable to NHAI (Rs. Cr)
1	NHAI	Kiratpur Fee Plaza	UP	19-08-2025	19-08-2026	84.8	365	141	33.9
2	NHAI	Muzaina Hetim Fee Plaza	UP	18-10-2025	18-10-2026	69.8	365	201	38.9
3	NHAI	Chotiya Fee Plaza	CH	11-10-2025	11-10-2026	31.1	365	194	16.7
4	NHAI	Kaza Fee Plaza	AP	23-01-2026	23-01-2027	328.8	365	296	267.8
5	NHAI	Jawar Fee Plaza	UP	31-01-2026	31-01-2027	32.0	365	304	26.8
6	NHAI	Mundka Fee Plaza	Delhi	26-02-2026	26-05-2026	64.7	90	54	40.5
7	NHAI	Moti Naroli	Gujarat	21-02-2026	21-05-2026	154.6	90	49	101.5
Total						765.8			526.1

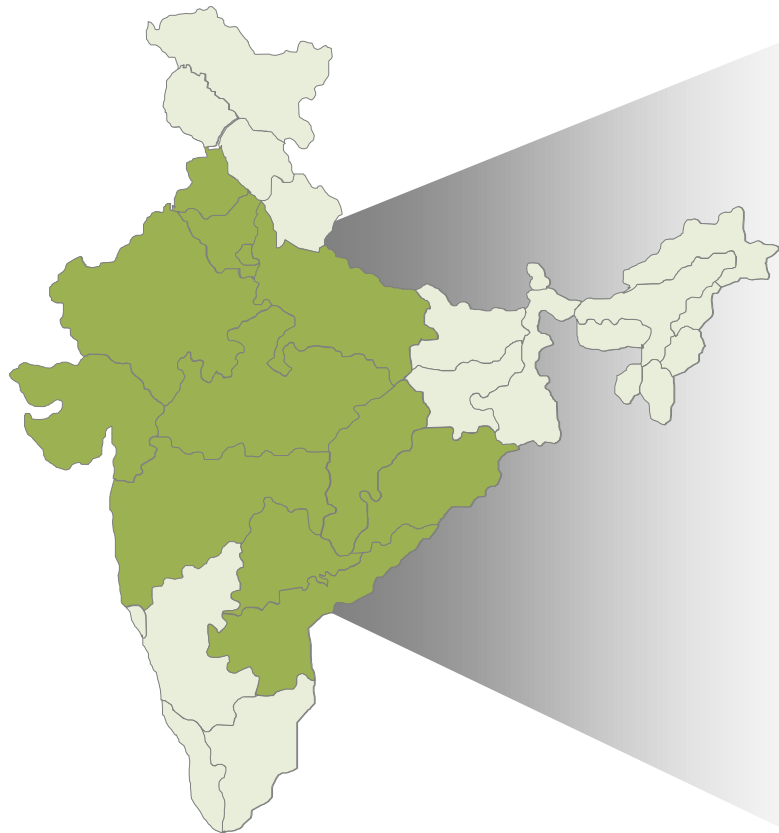
2. Strong Order Book Fuelling Revenue Growth (3/3)

EPC Infra Projects

On-Going Projects

Sr. No.	Project Name	Location	Scope	Authority	Start Date of Work Order	Anticipated Date of Completion	Contract Value (Rs. Cr)	Balance Work in Hand (Mar'26)
1	Construction of house & development of infrastructure for affordable housing	Bhopal	Affordable housing development	Government	16-05-25	16-05-27	123.4	123.4
2	Construction of Multi-storied cum residential building	Indore	Multi-storied residential building	Government	30-05-25	30-05-28	82.7	78.4
3	Construction of Master plan road	Indore	Road construction	Government	05-02-25	04-08-27	80.6	74.2
4	Development of Road under Town Planning Scheme-08	Indore	Town Planning	Government	20-02-26	20-08-28	69.7	69.7
5	Construction of Houses at Beverly Hills at Khasra	Tillore Khurd	Housing construction	Private	01-11-22	31-03-27	63.6	31.1
6	Construction of Main Carriageway of Master Plan Road	Indore	Master plan road construction	Government	11-09-23	03-10-26	47.3	31.6
7	Development of New Industrial Area Dhar (Tilgara), MP	Dhar	Industrial area development	Government	22-08-22	25-03-26	42.2	7.5
8	Construction of Master Plan (60Mt Wide) Road	Indore	Master plan road construction	Government	28-08-24	27-02-26	38.8	19.1
9	Construction of New IT Park including all allied services	Electronic Complex	IT Park construction	Government	18-09-23	17-03-26	34.9	12.9
10	Construction work of infrastructure of Oscar Sanctuary	Indore	Infrastructure development	Private	31-03-25	31-03-26	33.2	32.2
11	Improvement of Water Supply	Betma, Gautampura	Water supply system improvement	Government	05-02-18	30-08-31	32.8	4.4
12	Construction of CM Rise School	Khandwa	School building construction	Government	09-02-24	15-02-26	28.9	9.0
13	Colony Development work	Indore	Colony development	Private	01-03-25	31-03-26	28.0	26.5
14	Construction of Cement Concrete Main Carriageway & RCC	Indore	Road infrastructure	Government	10-03-25	09-06-26	27.4	11.7
15	Development of Residential Colony at Village Hingonia	Hingonia	Residential colony development	Private	01-06-20	31-03-27	22.3	5.0
16	Hotel construction work	Indore	Hotel building construction	Private	06-02-25	31-03-26	18.0	15.7
17	Construction of service road of master plan road	Indore	Service road construction	Government	10-03-25	09-06-26	15.0	9.0
18	Construction and Development work project at Residential Colony	Indore	Residential colony development	Private	19-03-26	19-03-28	14.6	14.6
19	Development of Residential Colony for California City Extension	Hingonia	Residential colony development	Private	20-02-22	31-03-26	12.7	0.6
20	Construction of Residential colony	Indore	Residential colony development	Private	24-05-24	31-12-26	10.8	3.5
21	Construction of Bridges under PMGSY	Indore	Bridge construction	Government	29-09-23	15-02-26	8.9	3.9
22	Maintenance work of Residential colony	Indore	Colony maintenance	Private	08-03-24	08-03-26	8.2	5.7
23	SITC of External Electrification Infrastructure for E-Bus Charging	Nayta Mundla	E-Bus charging	Government	01-10-25	01-05-26	2.0	0.6
24	Construction of civil & interior works	Indore	Civil & interior works	Private	23-09-25	31-09-26	1.3	0.7
25	SITC of External Electrification Infrastructure for E-Bus Charging	Dewas Naka	E-Bus charging	Government	01-10-25	01-05-26	1.1	0.3
						Total	848.4	591.3

3. Selectively Expanding Geographical Footprint



Targeted States

- J&K
- Assam
- Bihar
- Telangana
- Kerala
- Tamil Nadu
- Daman and Diu



State-wise (Top 5)	% Contribution in Revenue (As on FY26)
Madhya Pradesh	35.1%
Uttar Pradesh	26.9%
Gujarat	24.5%
Andhra Pradesh	14.4%
Rajasthan	12.4%

4. Disciplined Balance Sheet



Improving Leverage

Debt to Equity at 0.45x



Healthy Cash Balance

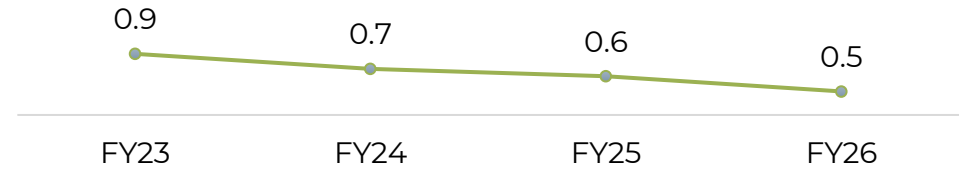
Net Cash & Cash Equivalents to be utilised towards Working Capital Requirements



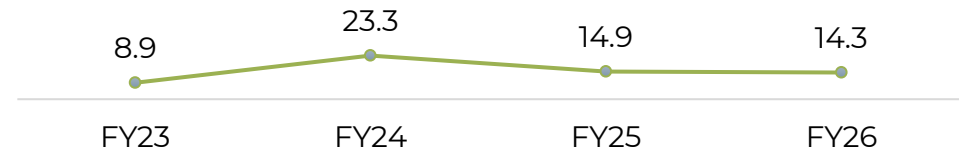
Improving Return Ratios

ROE at 18.4% (FY26)
ROCE at 15.4% (FY26)

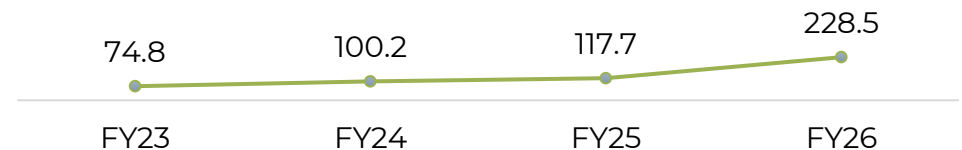
Debt to Equity (x)



Net Cash & Cash Equivalents (Rs. Cr)



Net Worth (Rs. Cr)





Our Key
Growth
Strategies

**Industry
Opportunities -
Promising for
HIL**

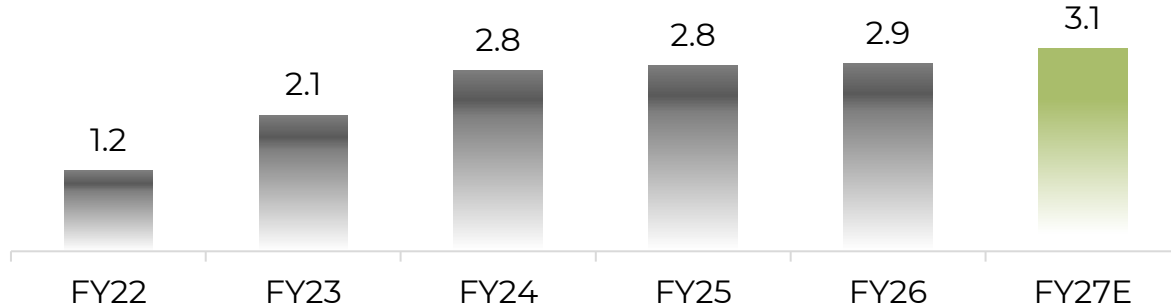
Annual
Financial
Highlights

Annexure

Promising Industry Opportunities for HIL (1/2)



MoRTH Budget for National Highways (Rs. Lakh Crore)



Key Drivers for Growth

Allocated Rs. 3.10 Lakh Crore

The government has allocated **Rs. 3.10 lakh crore** to the Ministry of Road Transport and Highways, under the Union Budget 2026-27, up by 8.0% YoY

Accelerated Development of Highways

NHAI has been allocated Rs. 1.87 lakh crore for FY27. The funds will support the development of national highways, expressways and greenfield access-controlled corridors

3,906 Projects Under NIP

Under the National Infrastructure Pipeline (NIP), roads and bridges are a key focus with **3,906 projects** under development

Government Schemes

- i. Bharatmala Pariyojana- Target 34,800 Km under Phase 1
- ii. National Highways Development Project to enhance connectivity



Strong Momentum in Expansion of Roadways

Higher Allocation for Road Infrastructure: Allocation for road works has been increased to Rs.1.22 lakh crore in FY27, compared with Rs.1.16 lakh crore in FY26. The enhanced outlay covers national highway construction as well as investments in logistics park, ropeway and last-mile connectivity projects

Highway Construction Exceeds FY25 Target: In FY25 ~5,614 km of National Highways were constructed against a target of 5,150 km

Expansion of Expressway Network: The Ministry of Road Transport and Highways sanctioned 9,000 km of expressway projects and plans to award another 10,000 km during 2025-27

Six New National Highways approved in Madhya Pradesh: Six National Highways covering around 670 km have been approved, connectivity boosting connectivity and industrial growth

EPC Opportunities in Madhya Pradesh: The Union Minister for Road Transport and Highways announced infrastructure projects worth Rs. 60,000+ crore in Madhya Pradesh

Promising Industry Opportunities for HIL (2/2)



Industry Updates

India's Toll Revenue Set to Double: India's toll collection is projected to surge from Rs. 55,000 crore to Rs.1.4 lakh crore within 2 years, driven by massive highway expansion, wider toll coverage, FASTag adoption, rising traffic, and PPP-led infrastructure development.

Government Push for Seamless, Leak-Free Toll Collection: Government plans to make highway use seamless and reduce leakages for toll operators by introducing Multi Lane Free Flow (MLFF) toll collection by end of 2026.



Key Drivers for Growth

Technological Advancements enhance user experience, reduce congestion, and increase revenue collection

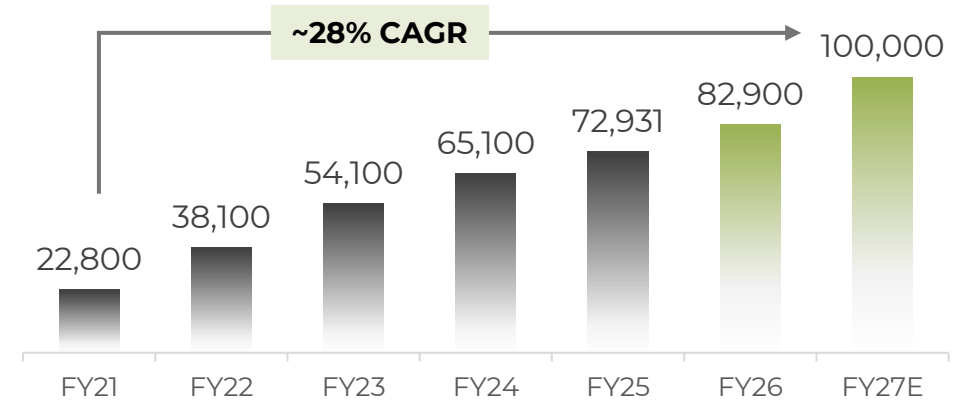
Rapid urbanization and population growth result in increased vehicular traffic

Supportive government policies, regulatory frameworks, and initiatives to streamline toll operations facilitate industry growth

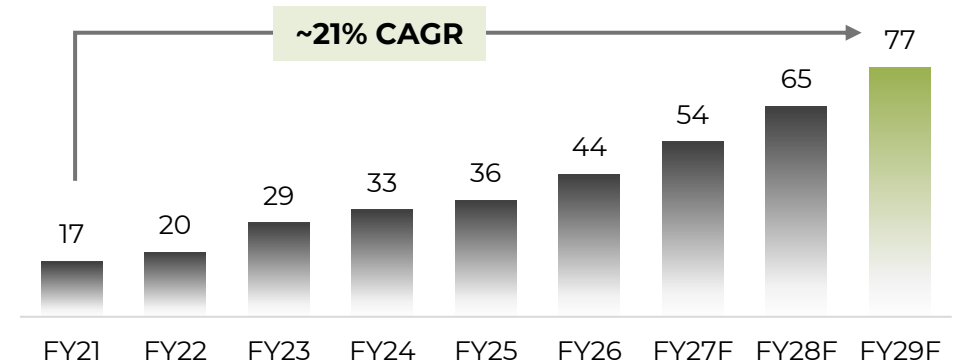
Ongoing Infrastructure Development of national highways, expressways, and bridges, create opportunities for toll collection



Annual Toll Collection (Rs. Cr)



Market Size of Toll Plaza Management Industry (Rs. Bn)





Our Key Growth
Strategies

Industry
Opportunities -
Promising for HIL

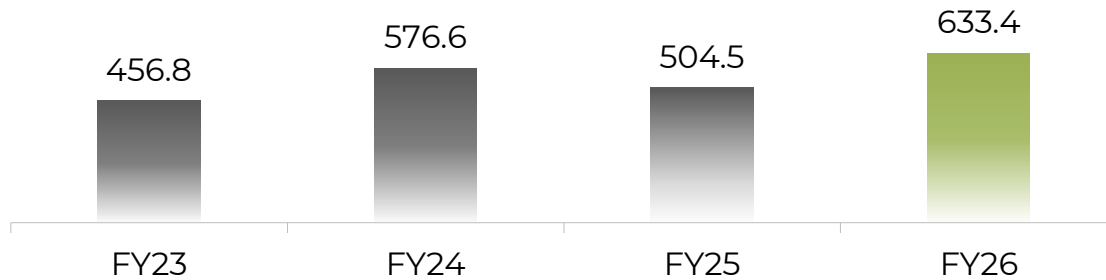
**Annual Financial
Highlights**

Annexure

Annual Financial Performance Snapshot

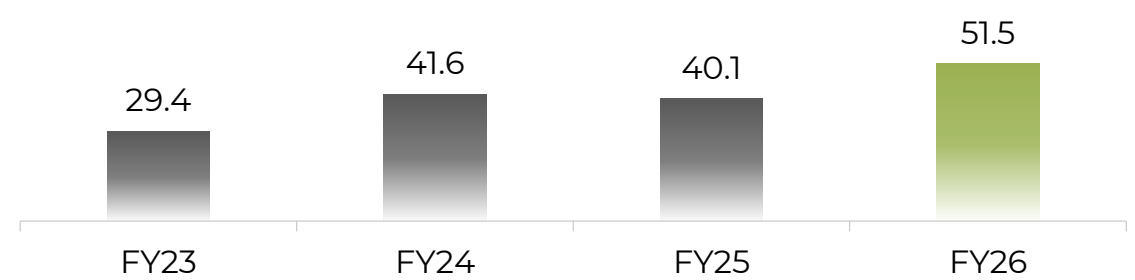
Total Income (Rs. Cr)

CAGR 11.6%



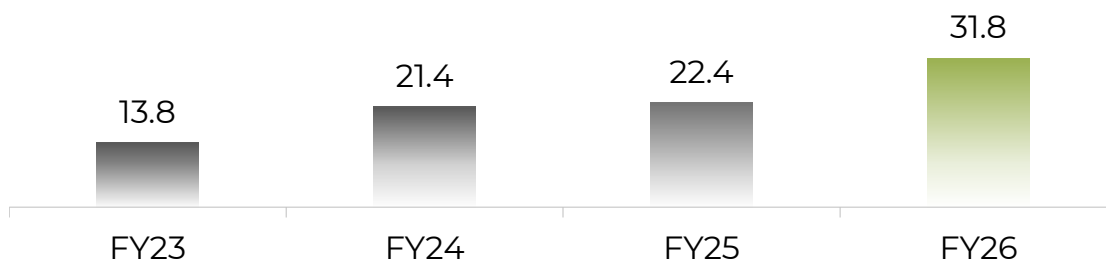
EBITDA (Rs. Cr)

CAGR 20.3%

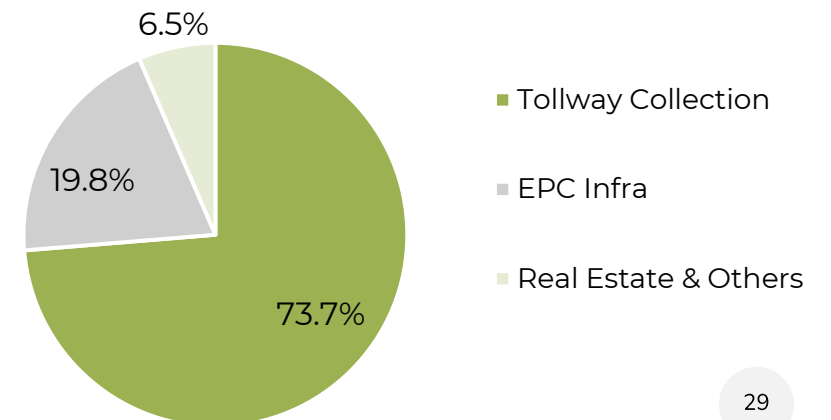


Profit after Tax (Rs. Cr)

CAGR 32.1%

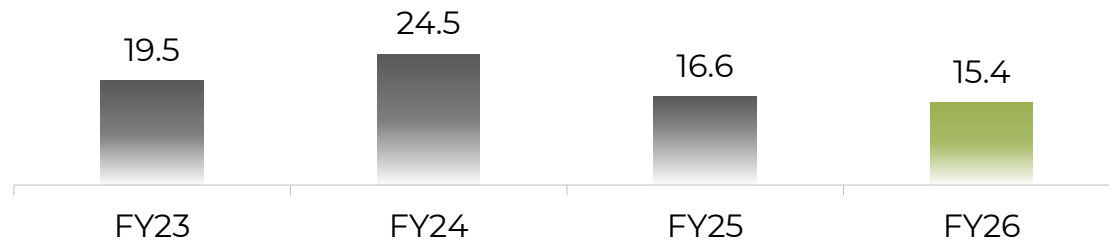


FY26 Segment wise Revenue (%)

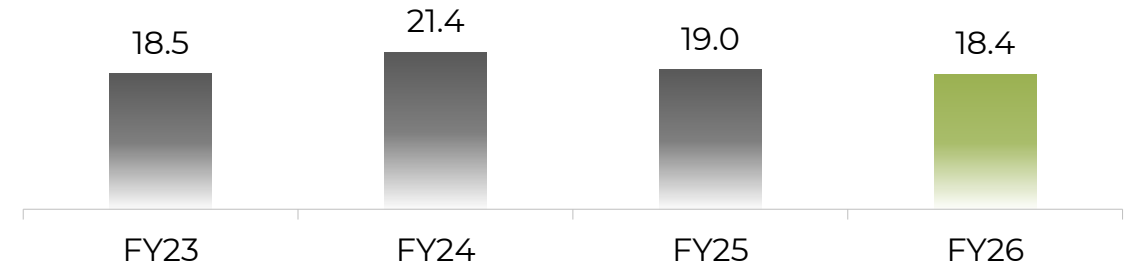


Return Ratios

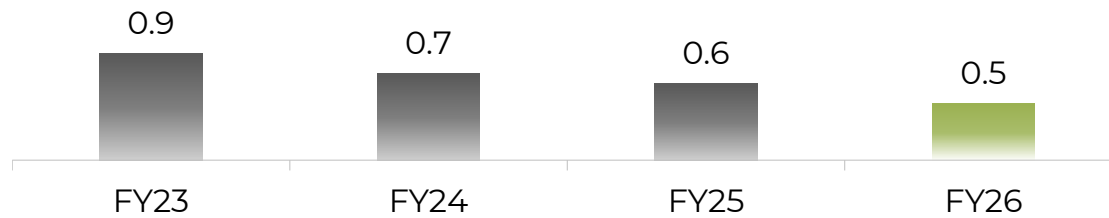
ROCE (%)



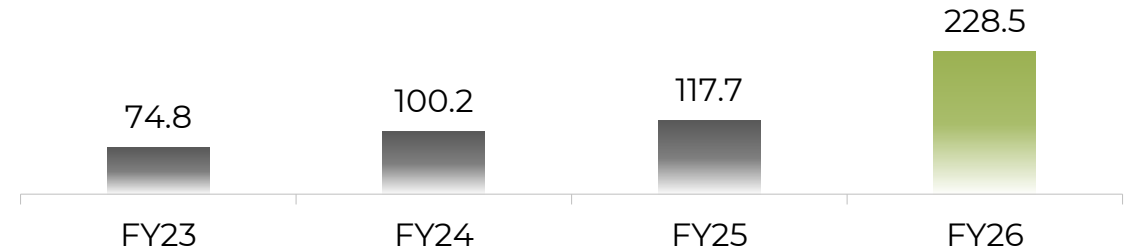
ROE (%)



Debt-to-Equity (x)



Net Worth (Rs. Cr)





Our Key Growth
Strategies

Industry
Opportunities -
Promising for HIL

Annual Financial
Highlights

Annexure

Completed Projects (Tollway)



Sr. No.	Project Name	Date of Work Order	Completion Date	Contract Value (Rs. Cr)	Project Timeline (Days)
1	Mokha Fee Plaza	27-12-2020	05-04-2022	122.3	465
2	Mokha Fee Plaza	05-04-2022	09-09-2022	31.6	158
3	Mokha Fee Plaza	09-09-2022	12-11-2022	39.4	65
4	Mokha Fee Plaza	25-03-2023	25-03-2024	77.8	367
5	Pippalwada Fee plaza	13-08-2022	13-08-2023	70.6	366
6	Daroda Fee Plaza	24-12-2021	09-03-2023	65.8	441
7	Daroda Fee Plaza	21-12-2020	21-12-2021	60.5	366
8	Bareli to Goharganj section	05-07-2023	05-07-2024	41.1	367
9	Malera Fee Plaza	16-10-2021	12-11-2022	35.8	393
10	Titoli Fee Plan	08-10-2021	17-01-2023	34.1	467
11	Ghaggar Fee Plaza	16-04-2022	22-07-2022	33.1	98
12	Harimma Fee Plaza	07-12-2021	21-03-2022	5.0	105
13	Mudiyapara Fee Plaza	14-07-2022	09-11-2022	2.0	119
14	Rolla Village	21-08-2024	09-12-2024	0.5	111
15	Vataman Toll Plaza	23-08-2023	24-08-2024	82.8	368
16	Vataman Toll Plaza	24-08-2024	22-09-2024	7.1	30
17	Vataman Toll Plaza	22-09-2024	22-10-2024	7.1	31
18	Vataman Toll Plaza	22-10-2024	21-11-2024	7.1	31
19	Vataman Toll Plaza	21-11-2024	21-12-2024	7.1	31
20	Vataman Toll Plaza	22-12-2024	05-01-2025	3.6	15
21	Rajahmundry Godavari Bridge Limited	29-03-2022	29-09-2022	0.8	185
22	Kini Toll Plaza	25-06-2022	08-09-2022	28.4	76
23	Delhi-Meerut Expressway	05-08-2023	31-03-2024	174.1	240
24	Rajora Khurd Fee Plaza	08-10-2021	28-12-2021	10.6	82
25	Usaka Chamari Fee Plaza	05-07-2023	05-07-2024	124.0	367
26	Usaka Chamari Fee Plaza	05-07-2024	01-10-2024	30.4	89
27	Dhilwan Fee Plaza	09-07-2023	18-07-2024	56.1	376
28	Tardoa -Kasba Fee Plaza	19-08-2024	19-08-2025	120.7	365
29	Sirohi Bahali Fee Plaza	19-08-2024	19-08-2025	83.3	365
30	Kiratpur Fee Plaza	19-08-2024	19-08-2025	71.8	365
31	Vishankheda Fee Plaza	24-06-2024	24-06-2025	38.8	365
32	Delhi-Vadodara Greenfield Expressway	11-09-2025	30-12-2025	19.0	110
33	Ujjain-Garoth Highway	30-10-2025	30-01-2026	11.8	92
34	Bundi Fee Plaza	18-10-2025	18-01-2026	25.3	92
Total				1,529.3	

Completed Projects (EPC)



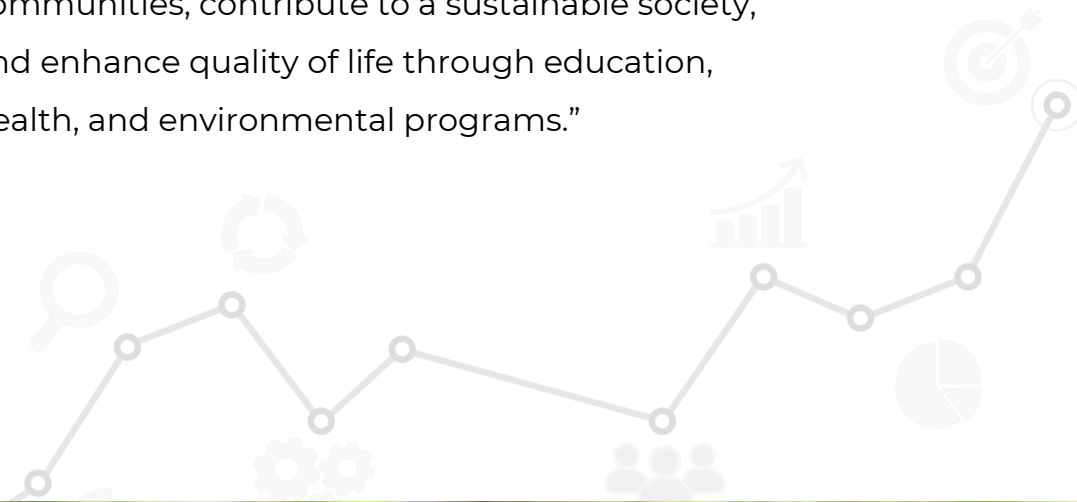
Sr. No.	Project Name	Date of Completion	Value of Work Completed (Rs. Cr)
1	Widening & Upgradation – Ralamandal–Tillore Road	31-01-08	3.5
2	Cement Concrete Road – Scheme No. 162 MR-3, Indore	30-04-08	5.4
3	Road Furniture Work	14-06-08	5.0
4	Retaining Wall & Road – Scheme No. 141, Indore	30-06-08	3.9
5	Widening & Upgradation – Kali Bawadi–Ahirwar Road	01-08-08	5.3
6	Cement Concrete Pavement – Scheme No. 94 Sector E (West), Indore	14-10-08	0.9
7	Cement Concrete Pavement – Scheme No. 94 Sector E (East), Indore	21-11-08	0.9
8	Cement Concrete Road & Drain – Industrial Area Kheda, Dhar	30-04-09	3.8
9	Cement Concrete Pavement & Storm Water Line – Scheme No. 78 PSP	21-05-09	1.7
10	Cement Concrete Pavement – Scheme No. 114-I, Indore	06-07-09	1.8
11	Cement Concrete Pavement – Scheme No. 74-C, Indore	15-07-09	1.1
12	Cement Concrete Road – Scheme No. 78 (Arayana), Indore	11-09-09	2.8
13	Concrete Road & Storm Water Line – Scheme No. 132–133, Indore	25-01-10	4.1
14	Cement Concrete Pavement – Scheme No. 103, Indore	08-02-10	3.3
15	Development Work – Scheme No. 78, Part-I Phase-II, Indore	16-04-10	23.6
16	Cement Concrete Pavement & Storm Water Line – Scheme No. 74–78, Indore	28-04-10	3.1
17	WBM, Bituminous & Concrete – Jodhpur–Badgaon Khedi Road	04-05-10	1.3
18	Vegetable Market Development – Scheme No. 78, Indore	30-11-10	7.4
19	Cement Concrete Road & Storm Water Drain – Devguradia Trenching	31-03-11	1.2
20	Development Work – Scheme No. 78, Phase-II, Indore	30-05-11	8.2
21	Widening to Two Lane – NH-59A (km 129–147)	19-12-11	8.1
22	Improvement & Upgradation – Nagda–Khachrod–Ghinoda Road	13-06-12	14.5
23	Indore–Kanadia–Semliya Chau Road (16.45 km)	30-09-12	15.2
24	Patch Repair – km 92/4 to 140/4	15-12-12	1.3
25	Upgradation & Strengthening – I/A No. 2 & 3, Dewas	01-03-13	2.2
26	Asphalting – I/A No. 1, Dewas	01-03-13	0.3
27	Road Upgradation – Awalaya–Jamniya–Panjariya–Karadiya Road	19-04-13	5.2
28	Submersible Bridge – Bagni River, Susari Kolgaon Road	30-04-13	3.9
29	Upgradation & Maintenance – Bhawariya–Loni Road (Kisan Sadak Yojna)	10-06-13	4.3
30	Cement Concrete Road with Footpath & Utilities – Indore	30-06-13	20.6
31	Submersible Bridge – Uri River, Susari Kolgaon Road	30-07-13	4.4
32	Development Work – Scheme No. 78, PSP Indore	02-08-13	4.5
33	High-Level Submersible Bridge – Karam River, Khargon	30-10-14	5.4
34	Infrastructure Development – I/A Nemawar, Dewas	30-05-15	14.9
35	Six-Lane Widening – Old NH-3 (Rajeev Gandhi Sq. to Rau Bypass)	30-06-15	17.3
36	Road Construction, Khandwa Road	30-06-15	7.5

Sr. No.	Project Name	Date of Completion	Value of Work Completed (Rs. Cr)
37	Infrastructure Development – Namkeen Cluster, Sukliya Village	31-08-15	5.0
38	Strengthening & Widening – Mortakka–Omkareshwar Road (10.6 km)	08-02-16	11.6
39	Model School Construction – Niwali	30-11-16	3.0
40	BT Renewal & Overlay – Ayodhya Bypass Road (km 1–16), Bhopal	30-12-16	20.5
41	Construction & Widening of Tarana–Mangliya–Vyaskhedi Road (32.6 km)	30-05-18	65.0
42	Roads/CDs/Bridges – Package MP11WB13	10-12-18	4.5
43	Semda–Kanwan–Bidwal–Shergarh Road (7.37 km)	12-03-19	4.2
44	Piped Scheme – Village Pigdamber	14-03-19	1.2
45	Rural Road & CD Works – Package MP MR-3502 (UPG)	20-09-19	20.8
46	Rehabilitation & Upgradation of Kannod–Satwas–Punasa Road	17-03-20	69.8
47	Bridges – PMGSY Package 774_MP11-BR-110, Dhar	31-07-20	4.2
48	Submersible Bridge – Tapti River, Manjrodkala Road	15-10-20	12.9
49	Bridges – Soyachopal Road, Sehore	30-12-20	2.8
50	Retrofitting – Jal Jeevan Mission (Badlipurakala, Aamla, Garh, Padlya, Salkanpur)	12-02-21	4.2
51	Modernization – D.O. Indore (Civil, Electrical, Fire Safety)	05-03-21	3.3
52	Bridges – PMGSY Package 847_MP11-B-43, Dhar	06-06-21	6.6
53	Retrofitting – Jal Jeevan Mission (Sarjapur, Bagwanya, Dongargaon, Palasiya)	02-12-21	5.3
54	Bridges – PMGSY Package MP17BR301, Indore	25-06-22	0.7
55	Industrial Park Development – Jaora (Sugar Mill), Ratlam	20-01-23	7.6
56	Cement Concrete Road – Scheme No. 94 to Tulsi Nagar, Indore	05-03-23	2.5
57	Cement Concrete Road – RE-2 (MR-10 to MR-9), Indore	03-05-23	4.4
58	Housing – California City, Kanadia Road	31-07-23	3.0
59	Investment Building (Stilt + 5 Floors) – Scheme-54, Indore	09-08-23	14.7
60	PMAY Housing & Infrastructure – Kanadia, Indore	29-12-23	147.1
61	Industrial Park Development – Ratlam (Alcohol Plant Lagoon Area)	25-04-24	7.9
62	Upgradation – Bengali Square to Bicholi Mardana Road (2.71 km)	02-09-24	8.9
63	Cement Concrete Road – RE-2 (Bicholi Hapsi to Kanadiya Road), Indore	15-09-24	7.2
64	California Phase-I Development – Hingonia, Indore	15-12-24	3.4
65	Construction of Maincarriage way	18-07-25	18.0
66	Residential Colony Development – Shubham Valley, Rau	25-09-25	2.4
67	Residential Colony Development – Shubham Green West, Rangwasa	25-09-25	2.0
68	Bridge Construction	04-10-25	3.1
69	Maintenance – Pakiza Greens Colony, Khajrana, Indore	08-03-26	1.2
70	Roads & Paver Work – Shubham Greens Extn., Rangwasa	31-03-26	5.1
71	Roads & Paver Work – Shubham Pride	31-03-26	7.3
72	Sacham Highway Real Estate	31-03-26	2.0
Total			712.5

Corporate Social Responsibility

CSR Vision

“To build relationships of trust with local communities, contribute to a sustainable society, and enhance quality of life through education, health, and environmental programs.”



CSR Objectives

Operate in an economically, socially, and environmentally sustainable manner considering all stakeholders

Implement programs benefiting communities around work centers, improving quality of life and economic well-being

Develop an integrated and sustainable social responsibility programmed for the community

To play a major role in transforming society through education, health and environment awareness





Let's Connect



Highway Infrastructure Limited

Company Secretary & Compliance Officer

Palak Rathore

cs@highwayinfrastructure.in



Ernst & Young LLP

Investor Relation Advisory

Vikash Verma / Abhishek Bhatt / Shrishti Tandon

Vikash.Verma1@in.ey.com / Abhishek.bhatt3@in.ey.com / Shrishti.Tandon@in.ey.com